


Series C Carrier® Infinity® System Control Version 2.05 Release Notes

December 17, 2025

Contents

General	1
Copyright Notice	1
End User License Agreement.....	1
Revision History	2
Installation Instructions	7
Finding the Current Software Version	7
Downloading the Software Update	9
Installing the Software Update	13

General



This document is provided in conjunction with the “hex” file [CINF0205.bex](#), which comprises the executable code for the following Infinity System Control model numbers:

- SYSTXCCITC01-C, SYSTXCCWIC01-C

This series C software is ONLY compatible with these model wall controls.

Detailed instructions on uploading this software into the Infinity System Control are included in this document. The software release package is available through this link:

http://cacbdpapps.net/marketing/eula/Infinity_System_Control_V0205_EULA.html

Note: This software is for the Series C controls only. The Series A or B controls cannot use Series C software and vice-versa.

Copyright Notice

Carrier Corporation is the copyright owner of this material. Copyright laws and international copyright treaties, as well as other intellectual property laws and treaties protect this software update package. User may not and shall not copy or otherwise reproduce or make available to any other party any part of or the entire software update package. The User may, however, make one (1) copy of Software for backup or archival purposes.

End User License Agreement

The user MUST read and accept the **End User License Agreement** included with this software package BEFORE downloading and using this software update package. If you do not accept the End User License Agreement, this software package must be deleted from your computer.

Series C Carrier® Infinity® System Control

Version 2.05 Release Notes

December 17, 2025

Revision History

Version 2.05 (December 2025)

Version 2.05 software includes the following updates to the Series C Carrier® Infinity® System Control:

- Phase 1 Support for Remote Service Diagnostics Mode
- SmartSave Enhancements
- Diagnostic messages now include equipment type
- Updated the software update details screen so text on the screen updates with download/upload progress.
- AHRI 1380 support provisions
- OpenADR 2.0 provisions
- OTA update indications / enhancements
- Updated info screen text for 'refrigerant charging menu' and pump down setup screen to better reflect how the refrigerant charging feature operates.
- Corrected issue causing indoor blower to surge
- Added new "reset" option on the 'service maintenance reminder'
- Zone damper error detection improvements
- Hydronic heat Zoning airflow limit improvements
- Operating parameters added to refrigerant charging and HP / AC checkout screens
- Added HP lockout message to the equipment operating status screen.

Version 2.00 (July 2025)

Version 2.00 software includes the following updates to the Series C Carrier® Infinity® System Control:

- Updated VSPD ODU control algorithm enhanced temperature control (includes CVP compliance)
- Fixed 5 Ton equipment learning issue
- Resolved IDU dissipation fault 184
- Updated registration URLs in registration screens
- EULA now resets when wireless network is changed (new homeowner)
- Added refrigerant line length description to Refrigerant Charging Screens

Series C Carrier® Infinity® System Control

Version 2.05 Release Notes

December 17, 2025

-
- Refrigerant Charging Mode timer / workflow improvements.
 - EOL test enhancements to drive software version alignment

Version 1.64 (May 2025)

Version 1.64 software includes the following updates to the Series C Carrier® Infinity® System Control:

- SmartSave GUI support enhancements
- Refrigerant Charging mode charge accuracy enhancements
- Dissipation event fault code improvements
- Improved fault code timestamping
- Improved fault code severity reporting to the cloud
- Improved dissipation control learning process
- SmartSave support enhancements
- Hydronic airflow selection corrections
- SmartSave support for additional markets
- Fixed installer setup issue with non-communicating ODU
- Additional regional support for error reporting and
- Corrected nuisance 160-humidity sensor faults
- Variable speed defrost checkout improvements
- Next generation charging mode enhancements
- Additional language support in refrigerant charging modes
- Energyhub support

Version 1.59 (January 2025)

Version 1.59 software includes the following updates to the Series C Carrier® Infinity® System Control:

- Fan coil electric heater kit learning improvements.
- ODU staging control enhancements.
- Equipment update via physical media process improvements.
- Airflow verification process corrections.
- Supported equipment combination additions.

Version 1.55 (October 2024)

Version 1.55 software includes the following updates to the Series C Carrier® Infinity® System Control:

Added support for data server connection improvements.

- Smart Save feature support
- Added ability to do partial refrigerant cooling weigh-in during refrigerant charging mode
- Changing all text instance of "software upgrade" to "software update".
- Changed all text instances of "environment"/"environment setting" to "climate zone", and "odu material type" to "odu coil type".

Series C Carrier® Infinity® System Control

Version 2.05 Release Notes

December 17, 2025

-
- Enabled support for outdoor temp from the weather forecast (instead of ----) on the weather forecast screen if no local OAT is measured.
 - Physical media software update support for current deluxe ODUs/IDUs.
 - Mobile application energy pricing corrections
 - Dealer contact info upload improvements.
 - Pump down mode corrections / enhancements.
 - Additional equipment (geothermal) combinations
 - Added support for Puron Advance uncased evaporator coils.
 - Add refrigerant charging parameters to the Connected Portal
 - Equipment discovery process enhancements
 - Refrigerant charging mode enhancements
 - Added support for ODU coil types (Copper / Aluminum)
 - Updated defrost algorithms on heat pumps now use 30m defrost time for Next Generation Greenspeed, as well as Next Generation Evolution Extreme, 15m for Legacy heat pumps, 5 stage, heat pumps and for all other systems.
 - Added timeout for subcooling/heating check charge function.
 - Added info help text on new setup screens.
 - Added support for ODU model manual overwrite.
 - GUI corrections / enhancements
 - Blower motor validation added to communicating fan coil service boards.
 - Added IDU and ODU compatibility checking
 - Corrections to checkout mode
 - Smart Save support added.
 - Use factory model number instead of model number description for Deluxe fan coils
 - Deluxe furnace CFM reporting corrections
 - Deactivated unused proximity support.
 - Added support for packaged geothermal units.

Version 1.50 (April 2024)

Version 1.50 software includes the following updates to the Series C Carrier® Infinity® System Control:

Series C Carrier® Infinity® System Control Version 2.05 Release Notes

December 17, 2025

- Modulation limit screen reinstated for legacy gas furnaces
- Quiet mode for outdoor units defaulted to off
- Heat source lockout screen corrected
- Time synchronized between app and control
- Dissipation event improvements
- Support of French language in equipment checkout screens
- Geothermal RPM Max screen corrected
- File structure for USB updates made like –B SD Card

Version 1.43 (November 2023)

Version 1.43 software includes the following updates to the Series C Carrier® Infinity® System Control:

- Integrate new communicating gas furnace models
- Allow OTA to new communicating furnaces
- Integrate new communicating fan coil
- Set the time zone from Wi-Fi setup screens
- End User License Agreement (EULA) update
- Additional N coils models added
- System monitor correction for Celsius
- OAT (outdoor air temperature) fix for negative temperatures
- Schedule fix to sync system control to APP
- Dealer name change on maintenance reminder to fix overlapping text
- Improved diagnostic codes for communicating outdoor units

Version 1.11 (June 2022)

Version 1.11 software includes the following updates to the Series C Carrier® Infinity® System Control:

- System monitor implemented to prevent over conditioning including a high and low temperature alert
- WPA3 security compatibility for Wi-Fi connection

Series C Carrier® Infinity® System Control

Version 2.05 Release Notes

December 17, 2025

- Functionality added for selection of new evaporator V Coil in the discovery screens
- New Over The Air (OTA) Status Indicator on the idle screen to indicate new firmware is being downloaded
- Temperature compensation algorithm improved for better temperature accuracy
- Time synchronization corrected so it synchronizes immediately when enabled
- Equipment summary updated to reflect correct outdoor unit size with NIM application.
- SAM Module compatibility added
- Wi-Fi advanced options are now available
- “All zones hold” no longer results in a quick timeout on the main screen

Version 1.05 PRODUCTION (February 2, 2022)

Initial release

Series C Carrier® Infinity® System Control Version 2.05 Release Notes

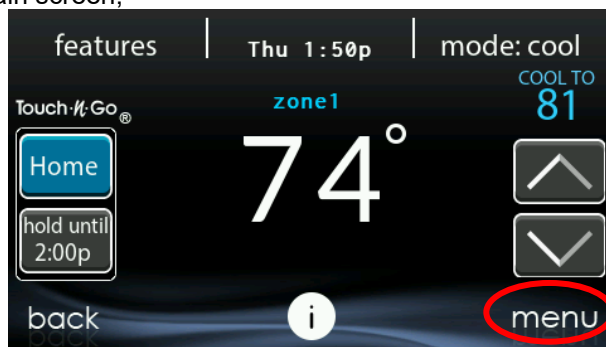
December 17, 2025

Installation Instructions

Finding the Current Software Version

The software installation process is Over The Air (OTA) and via USB-C device. The current software version may be determined as follows:

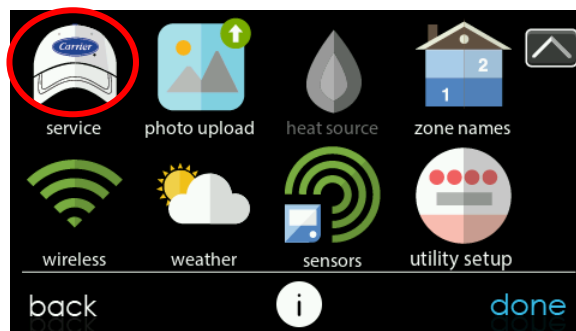
Press **menu** on the Main screen,



and then the down-arrow to go to the second menu screen.



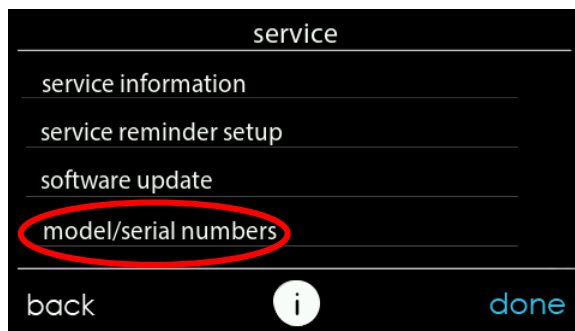
Touch **service** icon.



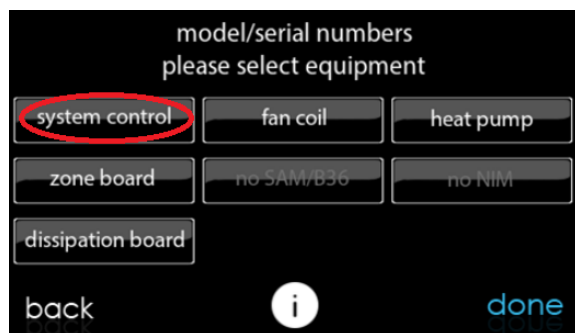
Series C Carrier® Infinity® System Control Version 2.05 Release Notes

December 17, 2025

Touch **model/serial numbers** on the resulting screen.

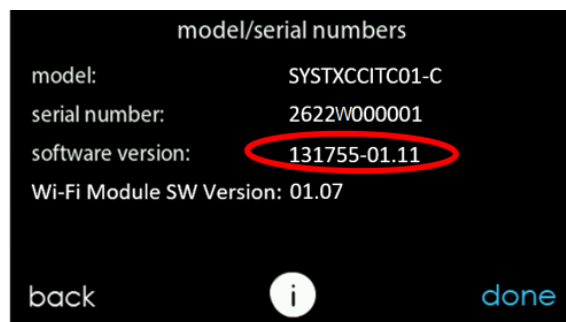


Touch **wall control** on the resulting screen.



View the Software Version number.

Software Version 131755-01.11, for example, is the production software version 1.11, released in February 2022.



Series C Carrier® Infinity® System Control Version 2.05 Release Notes

December 17, 2025

Downloading the Software Update

For Series C controls, software updates are provided via over-the-air (OTA) or uploaded manually using a USB - C memory device. The following instructions apply to the manual update process.

You will obtain best results using a USB – C device that is between 4GB - 32GB in size and formatted as a FAT32 device. Any other formatting (NTFS, exFAT, etc.) will result in an error of “please insert USB – C Device.”

To perform a control software update, follow these steps:

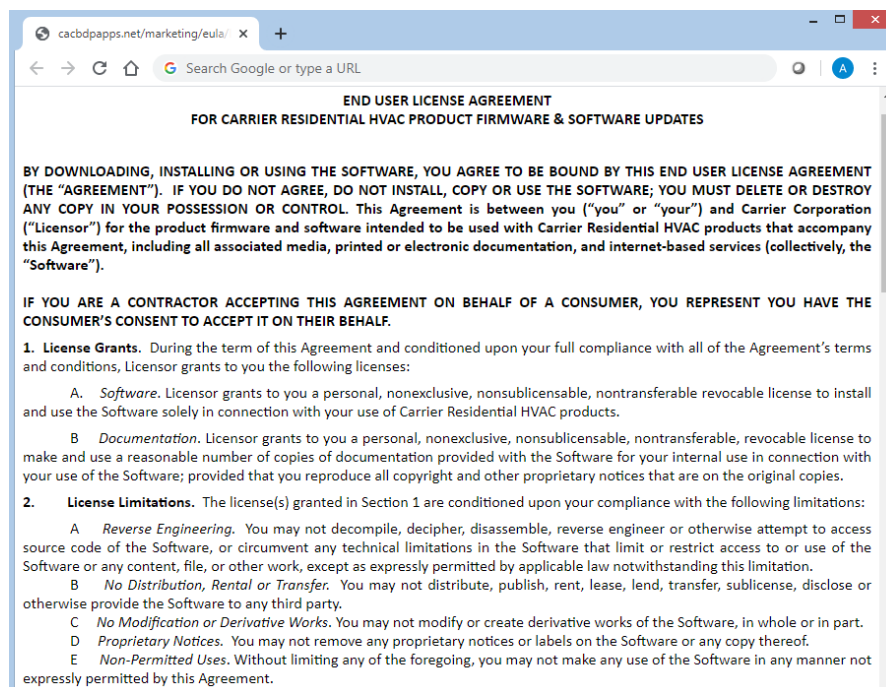
- Click on this link to obtain the updated software:

http://cacbdpapps.net/marketing/eula/Infinity_System_Control_V02.00_eula.html

If the link does not work properly, copy the link into your browser web address window and open the link.

NOTE: You may NOT distribute the software itself. You may only distribute the link to the software, or this document.

- Read the End User License Agreement (EULA).

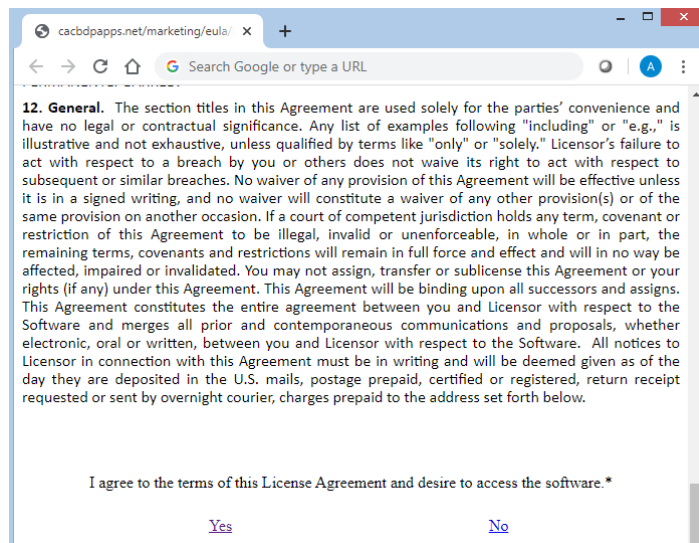


Series C Carrier® Infinity® System Control Version 2.05 Release Notes

December 17, 2025

- At the bottom of the EULA, choose “Yes” if you accept the agreement. If you do not wish to accept the agreement, you will not be able to download the software update.

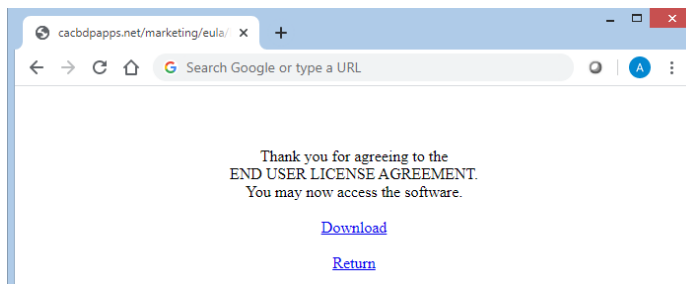
NOTE: EACH user must accept the EULA each time the software is downloaded. You may NOT distribute the software itself. You may only distribute the link to the software, or this document.



Series C Carrier® Infinity® System Control Version 2.05 Release Notes

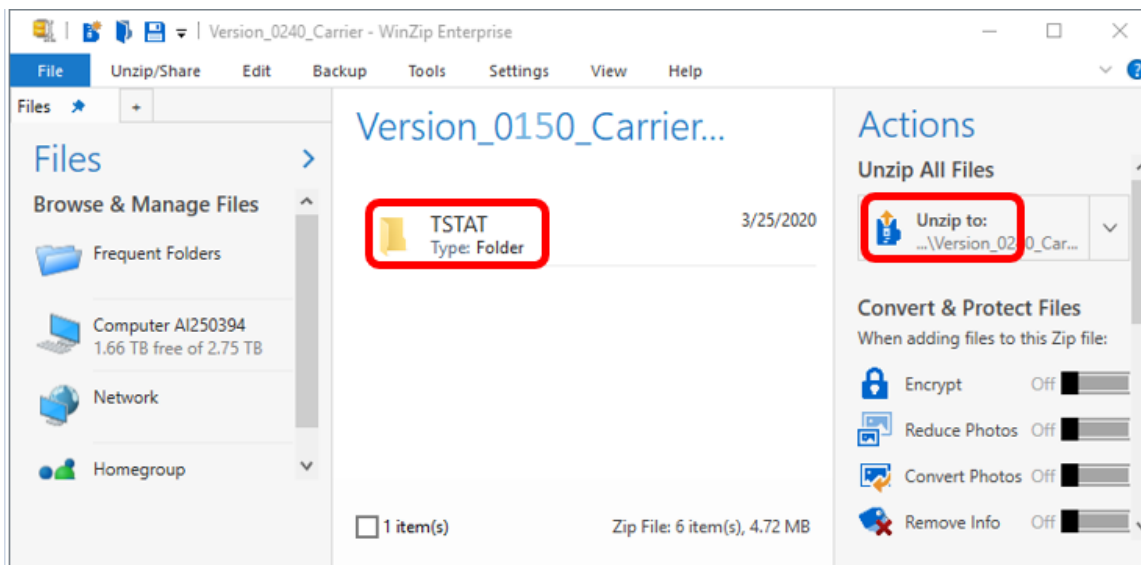
December 17, 2025

- Use the Download link provided in the EULA document to download the software update package.



- Once the file has been downloaded, open it in WinZip. Select the **TSTAT** folder, then the **Unzip to** action.

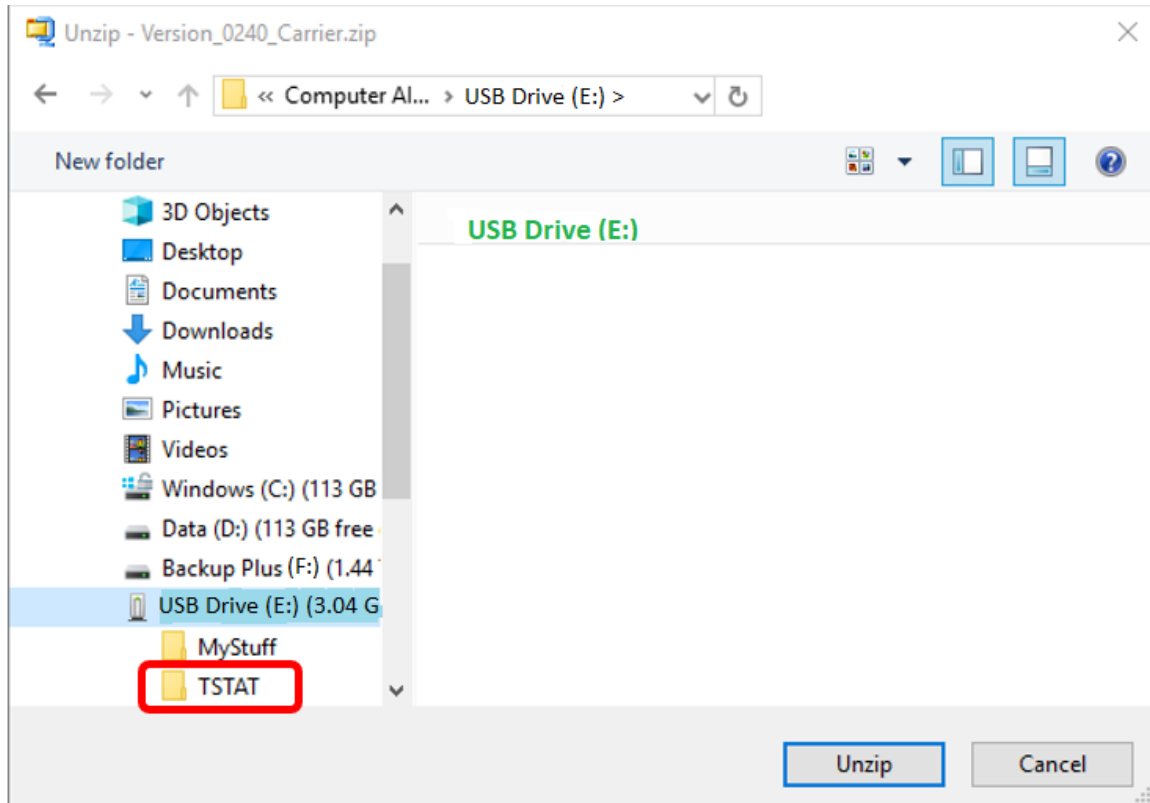
NOTE: The names of the files in the images below are examples and will change with the latest version numbers.



Series C Carrier® Infinity® System Control Version 2.05 Release Notes

December 17, 2025

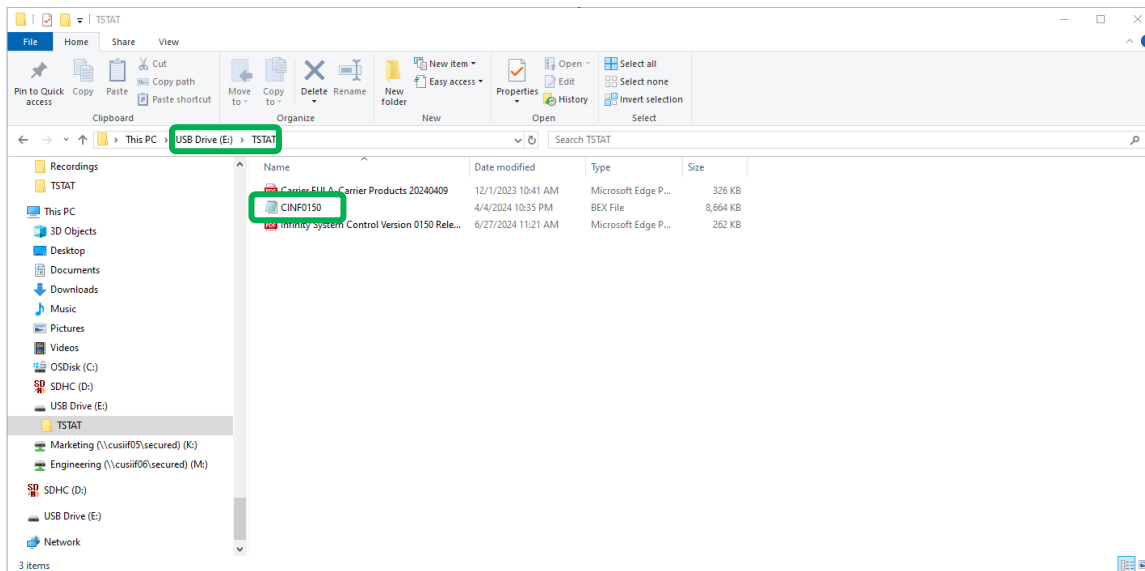
- Choose the USB-C drive as the location to which to extract the folder from the zip file. This will create a new **TSTAT** folder or over-write the existing **TSTAT** folder and any files contained within it. Click **Unzip**.



Series C Carrier® Infinity® System Control Version 2.05 Release Notes

December 17, 2025

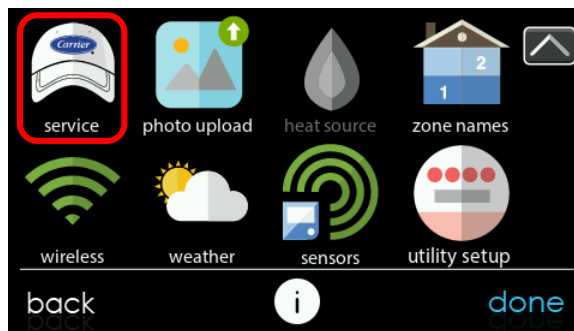
- Verify that the files, including the [CINF0152.bex](#) file, have been extracted into the TSTAT folder of the USB-C drive.
- **NOTE:** *The names of the files in the images below are examples and will change with the latest version numbers.*



Next, eject the USB-C drive from the PC and go on to the installation, below.

Installing the Software Update

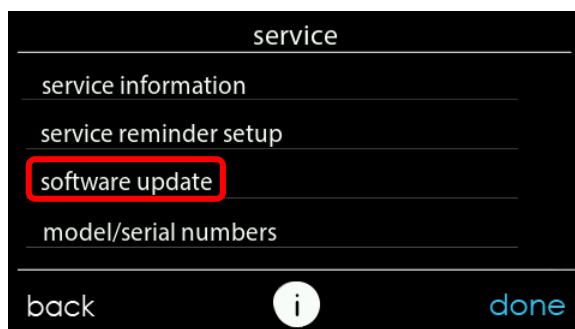
- From the **MENU** screen, select the **service** icon.



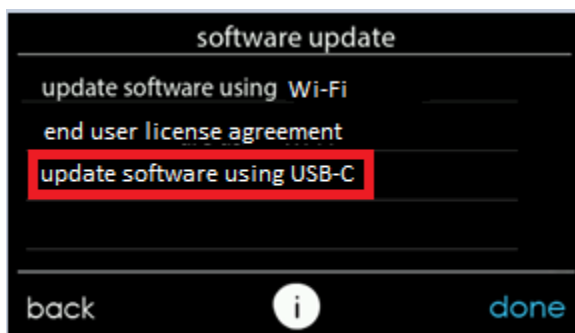
Series C Carrier® Infinity® System Control Version 2.05 Release Notes

December 17, 2025

- Select **software update**. If this option does not appear, your dealer will need to install your software. Contact your dealer for assistance.



- Select **update software using USB – C device**.



- Select **system control software update**.

Note: Some systems may include HVAC equipment capable of accepting a software update, but that is not covered in this document.



Series C Carrier® Infinity® System Control Version 2.05 Release Notes

December 17, 2025

- Plug the USB-C drive into the bottom right of the control.

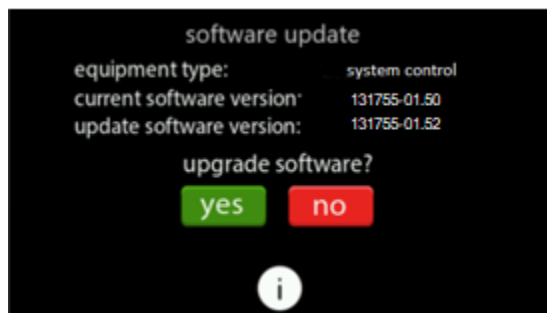
If this screen continues to appear, recheck the device and formatting. See the download section.



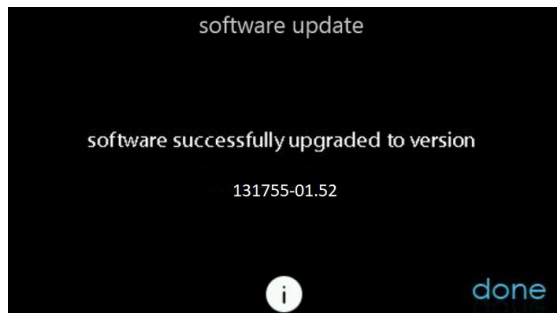
- If the .bex file is stored properly on the USB-C drive, this screen will appear. If the screen says, "Please insert USB-C drive", remove the USB-C drive and re-insert. If it still does not show the screen, below, go back to the download part and retry.

NOTE: The names of the files in the images below are examples and will change with the latest version numbers.

Press **yes** to continue with the software upgrade. The upload and installation will take several minutes.



- When the software upgrade is complete, a "successful" message will appear.



Series C Carrier® Infinity® System Control Version 2.05 Release Notes

December 17, 2025

-
- The control will perform a restart after the **done** button is pressed.

There will be a longer than normal delay for the wall control to restart since part of the process at this time is the completion of the new software installation. Once the control has successfully restarted, the USB-C device may be removed.



- This completes the software upgrade process.

You may want to confirm the new software version, as described above.